

# Outlands Archer's Hoods

---

*THL Lêofsighe Ó Caoimh called Lyssa, Outlands Archer General  
February 1, 2018, A.S. LII – Updated February 19, 2018*

Many years ago, an endeavor to create the Fields of Gold and Green to represent the Outlands at Estrella War began. Many tabards have been created over the years and variations as well. Recently various conversations and the sharing of the wonderful pattern shared by THL Pettronella reminded me that time is short and the need is present.

Recently, Her Majesty Erin made hoods to recognize the members of the Centurio Sagitarii Regius -- The Royal Company of Archers along with our tabards made by the late Duchess Kathryn. They were so eye catching in the crowd that Countess Eorann mentioned how nice it would be to have war tabards or hoods for archers to increase our visibility at events and on the fields and ranges.

Recognizing that folks like to wear these items at many locations I don't want to put out a one hood fits all pattern but instead some recommendations to help create an Outlands Archers hood that fits your persona and time frame. From the Skjoldeham hood used in early periods to the many classic medieval hoods worn by many already to open faced hoods and even the French hoods in late period clothing, there is a hood to suit most costuming needs. Pick a pattern that suits you and use the same color and badge styling to allow our archers to show off their passion and their kingdom both in kingdom and as you travel around the known world.

If you'd prefer to wear a tabard, please do so. The more Outlands green and gold on the fields, the prettier those fields look. You're welcome to use the pattern created by Kathryn, the one shared by Pettronella or one of the many that have been used for the combat fields. If you'd like to use a hood, this information should help you create something you can wear with pride.

## Colors and Fabrics

Because our hoods do not need to withstand the rigors of the combat and rapier fields, you can use most any fabric in the appropriate colors. I recommend a breathable fabric such as linen or cotton to prevent overheating while wearing your hood. If you are going to wear your hood or tabard on the other marshal fields, do follow the recommendations for those patterns in your fabric selections so they are durable. If you wish to linen your hood, remember you will need twice as much fabric as specified in the various patterns.

**Heraldic Green** – Used for the body of the hood and any gussets or gores. When shopping, look for descriptions such as Green, Emerald Green, Verdant Green, Green Lawn, and Evergreen.

**Yellow** – Use yellow binding at the edges of the hood to provide a border and bring in the suggestion of our embattled bordure. You can embattle the edges with a yellow border if you prefer. In linen, the color is usually described as Daffodil. It's distinct from the more gold toned linens. Yellow Bias Fold Tape is the color you're looking for.

## Badges

Place the War Ensign on the front or the Outlands Populace Ensign or just our beloved Stag or Doe.

Place your Group insignia on the Right shoulder. You can place the insignia on the back but the hood will drape and obscure it when not being worn and addition of a lirepipe can further obscure that placement.

Place your own Arms, Badge, or Rank insignia on the Left shoulder.

If you are an authorized Line Marshal, the Left Shoulder is the perfect place to add the Line Marshal badge. In lieu of that, consider placing it on the front between the Outlands insignia and either shoulder. If you have no awards or authorizations, consider using a tassel to show off your rank.

To incorporate your badges, use your favorite method: paint, appliqué, embroidery, etc.

## Sample Hoods

Here are a few sample hoods to help you get started. Remember, the key elements are the colors and the badges that show who you are, the group and kingdom affiliation. After that have fun designing a hood that shows off your own style!



Hood with a simple binding around the lower edge.  
The binding can be around the face edge as well.

This archer is from Dragonsspine and is an authorized line marshal.



Hood with an embattled lower edge. Binding and embattlement can be around the face as well.

Place the badges above the embattlement, on the green portion of the hood.



Here's an example with both embattled lower edge and binding around the face.

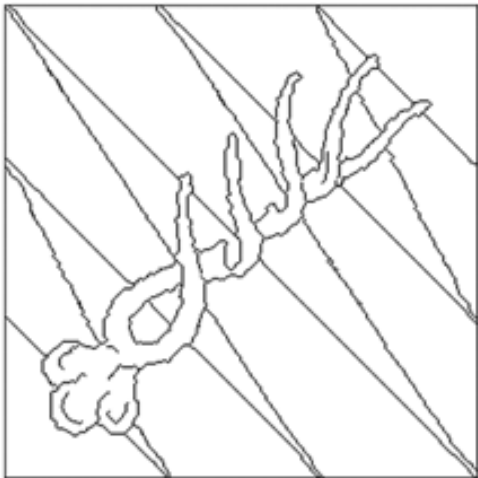
The archer is from Caerthe and the Canton of Hawk's Hollow. He is an authorized marshal and a Golden Pheon.



Here is an example of an archer who hasn't yet become a marshal and has no awards. He may not be interested in going to war but wants to show off his archery affiliation. The archer is from Khalland and has attained Novice rank in the Open Division.

## Line Drawings


Line Drawings of various badges to help you get started.



Outlands War Ensign



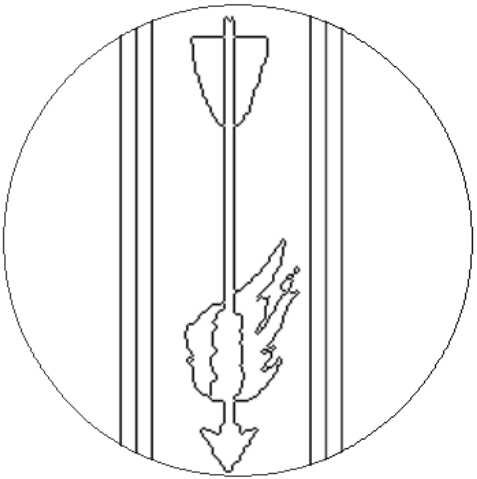
Outlands Populace Badge



Outlands Archer Marshal



Thrown Weapons Marshal



Sharparrow



Golden Pheon



Simple Tassel

## Some Pattern Ideas and Resources

- 14th and 15th century Medieval London Buttoned Hood Tutorial. Rosalie Gilbert. [https://rosaliegilbert.com/tutorial\\_hood.html](https://rosaliegilbert.com/tutorial_hood.html)
- A Medieval Cowl. Randall Whitlock. <http://www.moirandalls.com/cowl.htm>
- Alice's Medieval Hood pattern by Molly Marking. Knit hood pattern. <https://www.ravelry.com/patterns/library/alices-medieval-hood>
- Easy Basic Medieval Hood Tutorial. Suitable for women, men and children. Rosalie Gilbert. [https://rosaliegilbert.com/tutorial\\_easyhood.html](https://rosaliegilbert.com/tutorial_easyhood.html)
- Easy Skjoldeham Medieval Hood - Album on Imgur. <https://imgur.com/gallery/0nT1Q>
- How to Construct and *Pattern* a *Medieval Hood*. THL Esperanza de Navarra. <https://maniacalmedievalist.files.wordpress.com/2016/04/construct-a-med-hood.pdf>
- How to Sew a Medieval Cowl. Patricia Neill. <https://oureverydaylife.com/how-to-sew-a-medieval-cowl-12563927.html>
- Outlands Archery and Thrown Weapons Badges. <http://www.archery.outlands.org/resources-badges.html>
- Outlands College of Heraldry. Kingdom Badges. [http://www.outlandsheralds.org/resources/kingdom\\_emb.php](http://www.outlandsheralds.org/resources/kingdom_emb.php)
- Outlands Field of Green and Gold. Basic tabard and options from Duchess Kathryn of Iveragh. <http://www.unm.edu/~kballar/Estrella/GreenandGold.htm>
- Outlands Local Group Badges. <http://www.outlands.org/local-groups>
- Outlands Rapier War Tabards. <https://www.facebook.com/download/preview/399452167167858> (On the Outlands Facebook Group. Membership is required to view link.)